

PROMISING OCCUPATIONS IN
California







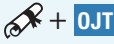












EDUCATION/
TRAINING
REQUIRED


AVERAGE
ANNUAL
OPENINGS


GROWTH
RATE


2014 ANNUAL WAGE

25th Percentile Median 75th Percentile

Registered nurses		9,230	16.9%		\$76,630	\$96,470	\$120,140
Teacher assistants		4,470	8.2%	\$24,650	\$29,940		\$35,870
Heavy and tractor-trailer truck drivers	 + OJT	4,410	16.4%	\$33,720	\$41,390		\$51,310
Nursing assistants		4,180	23.6%	\$23,690	\$28,220		\$34,750
Medical assistants		3,450	23.2%	\$26,900	\$33,360		\$40,900
Licensed practical and licensed vocational nurses		3,040	25.7%	\$43,200	\$51,700		\$59,660
Computer user support specialists	 + OJT	2,490	25.2%	\$42,940	\$55,800		\$72,670
Preschool teachers, except special education		1,820	4.5%	\$25,800	\$31,190		\$38,850
Hairdressers, hairstylists, and cosmetologists		1,750	20.0%	\$18,850	\$22,390		\$30,720
Dental assistants		1,640	15.5%	\$29,830	\$36,630		\$46,060
Dental hygienists		1,060	23.4%		\$83,300	\$99,100	\$112,200
Web developers		1,020	31.6%	\$51,660	\$75,380		\$103,020
Paralegals and legal assistants		1,020	17.7%	\$43,620	\$57,260		\$75,000
Telecommunications equipment installers and repairers, except line installers	 + OJT	980	21.7%	\$43,760	\$61,730		\$71,400
Firefighters	 + OJT	970	6.3%	\$52,130	\$68,350		\$91,030
Heating, air conditioning, and refrigeration mechanics and installers	 + OJT	970	23.0%	\$38,780	\$52,950		\$66,440
Medical and clinical laboratory technicians		870	28.1%	\$34,670	\$43,680		\$55,330
Emergency medical technicians and paramedics		850	23.2%	\$23,160	\$29,800		\$45,690
First-line supervisors of production and operating workers		800	1.1%	\$40,260	\$54,910		\$74,800

 = some college, no degree

 = post-secondary non-degree award

 = associate's degree

OJT = on-the-job training

PROMISING OCCUPATIONS IN
California






EDUCATION/
TRAINING
REQUIRED

AVERAGE
ANNUAL
OPENINGS


GROWTH
RATE


2014 ANNUAL WAGE

25th Percentile **Median** 75th Percentile

Occupation	Education/Training Required	Average Annual Openings	Growth Rate	25th Percentile	Median	75th Percentile
Medical records and health information technicians		780	20.6%	\$31,620	\$41,400	\$55,330
Manicurists and pedicurists		740	23.9%	\$18,000	\$19,050	\$22,030
Computer network support specialists		470	10.4%	\$56,710	\$73,520	\$94,530
Electrical and electronics engineering technicians		470	1.9%	\$50,190	\$63,420	\$76,830
Radiologic technologists		470	17.3%	\$56,110	\$72,690	\$91,620

 = some college, no degree

 = post-secondary non-degree award

 = associate's degree

OJT = on-the-job training