

PROMISING OCCUPATIONS IN
Connecticut





















EDUCATION/
TRAINING
REQUIRED


AVERAGE
ANNUAL
OPENINGS


GROWTH
RATE


2014 ANNUAL WAGE

25th Percentile Median 75th Percentile

Registered nurses		1,220	14.6%	\$65,230	\$75,280	\$89,380
Teacher assistants		630	9.3%	\$22,300	\$28,120	\$35,050
Nursing assistants		550	5.0%	\$27,180	\$30,920	\$36,240
Licensed practical and licensed vocational nurses		370	17.8%	\$49,680	\$55,340	\$60,770
Medical assistants		340	27.4%	\$28,480	\$34,000	\$40,140
Heavy and tractor-trailer truck drivers	 + OJT	340	10.3%	\$38,320	\$45,310	\$54,560
Preschool teachers, except special education		290	14.3%	\$25,570	\$30,500	\$39,740
Hairdressers, hairstylists, and cosmetologists		290	5.4%	\$19,170	\$23,770	\$35,610
Computer user support specialists	 + OJT	280	19.4%	\$43,230	\$54,710	\$69,550
Emergency medical technicians and paramedics		190	30.7%	\$33,570	\$40,660	\$49,860
Dental hygienists		160	15.3%	\$71,260	\$81,840	\$91,160
Paralegals and legal assistants		150	15.4%	\$39,790	\$51,480	\$61,400
Heating, air conditioning, and refrigeration mechanics and installers	 + OJT	130	13.2%	\$43,670	\$53,710	\$62,670
Dental assistants		120	8.4%	\$33,790	\$40,620	\$46,980
Library technicians		110	3.7%	\$27,160	\$36,300	\$50,680
Firefighters	 + OJT	90	3.1%	\$51,580	\$60,340	\$69,440
Radiologic technologists		80	16.6%	\$53,480	\$63,380	\$73,980
Medical and clinical laboratory technicians		70	22.3%	\$37,530	\$47,540	\$60,880
Phlebotomists		50	13.3%	\$31,840	\$36,020	\$41,630
Electrical and electronics engineering technicians		40	1.7%	\$48,070	\$59,680	\$71,860

 = some college, no degree

 = post-secondary non-degree award

 = associate's degree

OJT = on-the-job training

PROMISING OCCUPATIONS IN
Connecticut




EDUCATION/
TRAINING
REQUIRED

AVERAGE
ANNUAL
OPENINGS


GROWTH
RATE


2014 ANNUAL WAGE

25th Percentile **Median** 75th Percentile

	EDUCATION/ TRAINING REQUIRED	AVERAGE ANNUAL OPENINGS	GROWTH RATE	2014 ANNUAL WAGE		
				25th Percentile	Median	75th Percentile
Mechanical drafters		30	0.3%	\$50,360	\$57,200	\$66,210
Manicurists and pedicurists		30	6.7%	\$18,670	\$19,240	\$22,350
Telecommunications equipment installers and repairers, except line installers	 + OJT	30	2.2%	\$44,820	\$62,080	\$75,660

 = some college, no degree

 = post-secondary non-degree award

 = associate's degree

OJT = on-the-job training