

PROMISING OCCUPATIONS IN

Delaware

EDUCATION/
TRAINING
REQUIRED

AVERAGE
ANNUAL
OPENINGS

GROWTH
RATE

2014 ANNUAL WAGE

25th Percentile Median 75th Percentile

Occupation	Education/Training Required	Average Annual Openings	Growth Rate	25th Percentile	Median	75th Percentile
Registered nurses		360	15.7%		\$69,890	\$79,620
Nursing assistants		180	14.8%	\$24,830	\$27,560	\$30,820
Licensed practical and licensed vocational nurses		100	19.2%	\$41,000	\$47,300	\$55,000
Hairdressers, hairstylists, and cosmetologists		100	16.9%	\$21,390	\$29,320	\$43,710
Teacher assistants		90	4.9%	\$20,210	\$26,380	\$40,140
Preschool teachers, except special education		90	10.0%	\$20,300	\$23,280	\$28,100
Heavy and tractor-trailer truck drivers	+ OJT	90	12.0%	\$33,540	\$41,110	\$50,220
Computer user support specialists	+ OJT	60	17.9%	\$42,480	\$52,790	\$64,320
Medical assistants		60	13.0%	\$26,880	\$31,200	\$36,760
Heating, air conditioning, and refrigeration mechanics and installers	+ OJT	60	17.3%	\$42,540	\$51,040	\$59,960
Emergency medical technicians and paramedics		50	10.2%	\$28,520	\$34,630	\$41,980
Paralegals and legal assistants		40	11.4%	\$43,530	\$52,480	\$63,260
Chemical technicians	+ OJT	30	14.2%	\$56,220	\$66,490	\$72,740
Dental hygienists		30	13.8%	\$61,820	\$71,660	\$82,130
Computer network support specialists		20	12.3%	\$45,450	\$54,760	\$77,670
Medical records and health information technicians		20	15.1%	\$29,650	\$36,110	\$44,000
Dental assistants		20	6.8%	\$32,590	\$38,320	\$44,330
First-line supervisors of production and operating workers		20	1.2%	\$48,210	\$59,330	\$74,690
Radiologic technologists		10	14.8%	\$48,890	\$57,730	\$68,430

= some college, no degree

= post-secondary non-degree award

= associate's degree

OJT = on-the-job training

PROMISING OCCUPATIONS IN

Delaware




EDUCATION/
TRAINING
REQUIRED


AVERAGE
ANNUAL
OPENINGS


GROWTH
RATE


2014 ANNUAL WAGE

25th Percentile **Median** 75th Percentile

Occupation	Education/Training Required	Average Annual Openings	Growth Rate	25th Percentile	Median	75th Percentile
Phlebotomists		10	15.7%	\$31,440	\$35,550	\$41,020
Computer, automated teller, and office machine repairers		10	5.5%	\$30,550	\$37,320	\$44,590
Aircraft mechanics and service technicians		10	9.2%	\$51,260	\$57,770	\$62,060

 = some college, no degree

 = post-secondary non-degree award

 = associate's degree

OJT = on-the-job training