

PROMISING OCCUPATIONS IN
Georgia




















EDUCATION/
TRAINING
REQUIRED


AVERAGE
ANNUAL
OPENINGS


GROWTH
RATE


2014 ANNUAL WAGE

25th Percentile Median 75th Percentile

	EDUCATION/ TRAINING REQUIRED	AVERAGE ANNUAL OPENINGS	GROWTH RATE	25th Percentile	Median	75th Percentile
Registered nurses		2,300	16.0%	\$52,630	\$62,520	\$72,520
Teacher assistants		1,560	24.8%	\$17,200	\$18,950	\$22,710
Heavy and tractor-trailer truck drivers	 + OJT	1,540	14.2%	\$28,900	\$39,270	\$50,270
Nursing assistants		1,460	21.2%	\$18,700	\$21,670	\$24,670
Medical assistants		1,210	49.9%	\$24,420	\$28,410	\$33,890
Licensed practical and licensed vocational nurses		1,140	24.6%	\$32,520	\$37,620	\$43,880
Computer user support specialists	 + OJT	870	28.0%	\$36,160	\$47,190	\$62,770
Preschool teachers, except special education		670	27.6%	\$23,710	\$28,920	\$37,860
Emergency medical technicians and paramedics		550	30.4%	\$24,910	\$29,540	\$37,080
Hairdressers, hairstylists, and cosmetologists		470	11.3%	\$18,430	\$23,080	\$30,800
Medical and clinical laboratory technicians		460	30.3%	\$27,650	\$34,140	\$43,010
Dental assistants		450	37.3%	\$27,870	\$34,000	\$41,010
Heating, air conditioning, and refrigeration mechanics and installers	 + OJT	430	24.5%	\$32,620	\$40,970	\$53,010
Firefighters	 + OJT	390	10.8%	\$25,930	\$32,740	\$40,720
Paralegals and legal assistants		370	24.7%	\$40,840	\$52,410	\$66,420
Dental hygienists		370	48.3%	\$53,600	\$64,050	\$74,980
Telecommunications equipment installers and repairers, except line installers	 + OJT	330	22.1%	\$34,730	\$51,090	\$68,790
First-line supervisors of production and operating workers		310	3.7%	\$40,750	\$53,050	\$69,370
Aircraft mechanics and service technicians		250	3.2%	\$47,360	\$56,450	\$75,850

 = some college, no degree

 = post-secondary non-degree award

 = associate's degree

OJT = on-the-job training

PROMISING OCCUPATIONS IN
Georgia




EDUCATION/
TRAINING
REQUIRED


AVERAGE
ANNUAL
OPENINGS


GROWTH
RATE


2014 ANNUAL WAGE

25th Percentile **Median** 75th Percentile

Occupation	Education/Training Required	Average Annual Openings	Growth Rate	2014 Annual Wage (25th, Median, 75th Percentile)
Medical records and health information technicians		240	27.1%	\$26,690 \$33,420 \$43,670
Radiologic technologists		200	22.7%	\$42,230 \$50,790 \$60,580
Computer network support specialists		150	10.4%	\$49,250 \$66,800 \$86,500

 = some college, no degree

 = post-secondary non-degree award

 = associate's degree

OJT = on-the-job training