

PROMISING OCCUPATIONS IN

Idaho

EDUCATION/
TRAINING
REQUIRED

AVERAGE
ANNUAL
OPENINGS

GROWTH
RATE

2014 ANNUAL WAGE

25th Percentile Median 75th Percentile

	EDUCATION/ TRAINING REQUIRED	AVERAGE ANNUAL OPENINGS	GROWTH RATE	25th Percentile	Median	75th Percentile
Registered nurses		560	26.4%	\$51,470	\$59,890	\$70,260
Heavy and tractor-trailer truck drivers	+ OJT	360	13.6%	\$29,230	\$35,920	\$44,330
Nursing assistants		330	23.9%	\$18,660	\$22,010	\$26,370
Teacher assistants		200	7.4%	\$18,600	\$22,180	\$26,440
Licensed practical and licensed vocational nurses		140	21.9%	\$34,350	\$38,850	\$44,650
Forest and conservation technicians		100	7.5%	\$28,280	\$31,630	\$41,800
Medical assistants		90	22.6%	\$25,850	\$29,330	\$34,240
Computer user support specialists	+ OJT	80	17.3%	\$29,960	\$38,670	\$49,540
Hairdressers, hairstylists, and cosmetologists		80	9.8%	\$17,560	\$20,020	\$24,540
Heating, air conditioning, and refrigeration mechanics and installers	+ OJT	80	31.9%	\$27,960	\$36,110	\$46,460
Dental assistants		70	14.2%	\$28,390	\$33,190	\$37,240
Firefighters	+ OJT	70	6.1%	\$25,000	\$38,140	\$50,010
First-line supervisors of production and operating workers		70	12.5%	\$36,600	\$47,970	\$62,090
Library technicians		60	7.2%	\$21,260	\$24,600	\$28,960
Medical records and health information technicians		50	25.1%	\$27,020	\$33,110	\$39,380
Emergency medical technicians and paramedics		50	16.5%	\$22,670	\$30,390	\$37,710
Dental hygienists		50	21.6%	\$65,040	\$72,170	\$80,510
Preschool teachers, except special education		40	13.4%	\$18,150	\$22,590	\$29,470
Web developers		30	19.5%	\$25,530	\$39,720	\$59,220

= some college, no degree

= post-secondary non-degree award

= associate's degree

OJT = on-the-job training

PROMISING OCCUPATIONS IN

Idaho








EDUCATION/
TRAINING
REQUIRED


AVERAGE
ANNUAL
OPENINGS


GROWTH
RATE


2014 ANNUAL WAGE

25th Percentile **Median** 75th Percentile

Occupation	Education/Training Required	Average Annual Openings	Growth Rate	25th Percentile	Median	75th Percentile
Electrical and electronics engineering technicians		30	8.2%	\$44,070	\$54,470	\$64,500
Surgical technologists		30	35.8%	\$34,360	\$40,250	\$47,320
Radiologic technologists		30	25.3%	\$43,420	\$50,430	\$59,230
Telecommunications equipment installers and repairers, except line installers	 + OJT	30	20.1%	\$28,280	\$38,070	\$57,750
Paralegals and legal assistants		20	9.7%	\$32,400	\$40,750	\$47,990
Phlebotomists		20	25.8%	\$25,700	\$29,560	\$34,310
Aircraft mechanics and service technicians		20	15.5%	\$37,130	\$48,390	\$56,140

 = some college, no degree

 = post-secondary non-degree award

 = associate's degree

OJT = on-the-job training