

PROMISING OCCUPATIONS IN Illinois





















EDUCATION/
TRAINING
REQUIRED


AVERAGE
ANNUAL
OPENINGS


GROWTH
RATE


2014 ANNUAL WAGE

25th Percentile Median 75th Percentile

	EDUCATION/ TRAINING REQUIRED	AVERAGE ANNUAL OPENINGS	GROWTH RATE	25th Percentile	Median	75th Percentile
Registered nurses		3,380	10.5%	\$54,060	\$66,080	\$80,610
Nursing assistants		2,110	15.3%	\$20,780	\$23,710	\$28,590
Heavy and tractor-trailer truck drivers	 + OJT	1,990	13.4%	\$34,070	\$42,380	\$56,750
Teacher assistants		1,020	1.9%	\$19,530	\$24,920	\$32,400
Licensed practical and licensed vocational nurses		1,020	19.9%	\$37,480	\$44,580	\$52,600
Hairdressers, hairstylists, and cosmetologists		870	10.9%	\$18,780	\$22,240	\$31,270
Medical assistants		710	19.4%	\$25,830	\$30,320	\$36,090
Computer user support specialists	 + OJT	650	18.7%	\$37,910	\$49,270	\$65,480
Preschool teachers, except special education		520	3.7%	\$21,810	\$27,380	\$35,630
Emergency medical technicians and paramedics		500	10.2%	\$26,050	\$40,400	\$64,150
Firefighters	 + OJT	490	0.2%	\$22,310	\$44,710	\$74,320
First-line supervisors of production and operating workers		420	1.6%	\$42,570	\$56,730	\$72,790
Paralegals and legal assistants		400	17.5%	\$36,650	\$47,100	\$58,720
Library technicians		330	2.0%	\$24,520	\$31,250	\$39,850
Dental assistants		310	1.9%	\$28,590	\$35,650	\$43,040
Medical records and health information technicians		300	11.8%	\$27,590	\$35,310	\$46,150
Heating, air conditioning, and refrigeration mechanics and installers	 + OJT	290	13.7%	\$38,530	\$52,490	\$68,360
Dental hygienists		280	8.9%	\$57,090	\$69,330	\$81,250
Medical and clinical laboratory technicians		250	15.8%	\$31,390	\$41,020	\$54,160
Radiologic technologists		170	7.8%	\$48,700	\$59,040	\$71,920

 = some college, no degree

 = post-secondary non-degree award

 = associate's degree

OJT = on-the-job training

PROMISING OCCUPATIONS IN

Illinois



EDUCATION/
TRAINING
REQUIRED


AVERAGE
ANNUAL
OPENINGS


GROWTH
RATE


2014 ANNUAL WAGE

25th Percentile **Median** 75th Percentile

	EDUCATION/ TRAINING REQUIRED	AVERAGE ANNUAL OPENINGS	GROWTH RATE	2014 ANNUAL WAGE
				25th Percentile Median 75th Percentile
Telecommunications equipment installers and repairers, except line installers	 + OJT	140	1.6%	\$44,660 \$58,260 \$69,990
Computer network support specialists		130	9.0%	\$47,630 \$61,530 \$77,580

 = some college, no degree

 = post-secondary non-degree award

 = associate's degree

OJT = on-the-job training