

# PROMISING OCCUPATIONS IN Kentucky


















EDUCATION/  
TRAINING  
REQUIRED


AVERAGE  
ANNUAL  
OPENINGS


GROWTH  
RATE


## 2014 ANNUAL WAGE

25th Percentile Median 75th Percentile

	EDUCATION/ TRAINING REQUIRED	AVERAGE ANNUAL OPENINGS	GROWTH RATE	25th Percentile	Median	75th Percentile
Registered nurses		2,150	20.1%	\$48,310	<b>\$57,120</b>	\$67,490
Teacher assistants		620	8.7%	\$21,300	<b>\$24,500</b>	\$29,950
Heavy and tractor-trailer truck drivers	 + OJT	600	7.7%	\$29,950	<b>\$38,010</b>	\$47,870
Licensed practical and licensed vocational nurses		460	21.8%	\$33,180	<b>\$37,460</b>	\$43,400
Medical assistants		440	37.0%	\$23,370	<b>\$27,550</b>	\$32,250
Emergency medical technicians and paramedics		290	35.5%	\$22,160	<b>\$27,770</b>	\$35,580
Computer user support specialists	 + OJT	230	17.6%	\$28,800	<b>\$38,910</b>	\$49,670
Dental assistants		210	30.9%	\$26,790	<b>\$32,990</b>	\$39,670
Firefighters	 + OJT	200	31.0%	\$24,830	<b>\$32,400</b>	\$38,660
First-line supervisors of production and operating workers		200	3.7%	\$40,510	<b>\$52,340</b>	\$67,050
Preschool teachers, except special education		170	15.4%	\$25,350	<b>\$36,960</b>	\$48,960
Hairdressers, hairstylists, and cosmetologists		170	4.8%	\$17,500	<b>\$19,880</b>	\$27,100
Heating, air conditioning, and refrigeration mechanics and installers	 + OJT	170	11.4%	\$30,570	<b>\$38,140</b>	\$48,910
Medical records and health information technicians		150	24.5%	\$26,750	<b>\$33,340</b>	\$42,220
Radiologic technologists		140	21.8%	\$40,600	<b>\$49,410</b>	\$59,230
Computer, automated teller, and office machine repairers		120	11.1%	\$23,390	<b>\$29,950</b>	\$38,130
Dental hygienists		110	40.3%	\$48,980	<b>\$56,530</b>	\$65,740
Telecommunications equipment installers and repairers, except line installers	 + OJT	100	24.4%	\$32,130	<b>\$46,810</b>	\$66,940

 = some college, no degree

 = post-secondary non-degree award

 = associate's degree

**OJT** = on-the-job training

PROMISING OCCUPATIONS IN

# Kentucky




EDUCATION/  
TRAINING  
REQUIRED

AVERAGE  
ANNUAL  
OPENINGS


GROWTH  
RATE


## 2014 ANNUAL WAGE

25th Percentile **Median** 75th Percentile

	EDUCATION/ TRAINING REQUIRED	AVERAGE ANNUAL OPENINGS	GROWTH RATE	25th Percentile	<b>Median</b>	75th Percentile
Medical and clinical laboratory technicians		90	28.9%	\$31,050	<b>\$37,600</b>	\$45,460
Respiratory therapists		80	20.5%	\$40,760	<b>\$46,730</b>	\$54,590
Paralegals and legal assistants		70	12.8%	\$33,570	<b>\$43,380</b>	\$53,110

 = some college, no degree

 = post-secondary non-degree award

 = associate's degree

**OJT** = on-the-job training