

PROMISING OCCUPATIONS IN
Louisiana




















EDUCATION/
TRAINING
REQUIRED


AVERAGE
ANNUAL
OPENINGS


GROWTH
RATE


2014 ANNUAL WAGE

25th Percentile Median 75th Percentile

Registered nurses		1,820	18.0%	\$49,440	\$58,850	\$70,400
Licensed practical and licensed vocational nurses		1,000	19.3%	\$32,660	\$37,270	\$43,320
Nursing assistants		840	16.8%	\$17,480	\$19,700	\$23,130
Heavy and tractor-trailer truck drivers	 + OJT	840	14.1%	\$30,040	\$36,780	\$46,580
Teacher assistants		450	7.4%	\$17,150	\$18,860	\$22,260
Medical assistants		280	22.0%	\$22,210	\$26,360	\$30,220
First-line supervisors of production and operating workers		260	10.7%	\$44,540	\$61,500	\$84,380
Heating, air conditioning, and refrigeration mechanics and installers	 + OJT	220	15.9%	\$32,310	\$39,940	\$51,280
Firefighters	 + OJT	200	9.5%	\$23,310	\$29,880	\$40,850
Computer user support specialists	 + OJT	170	29.9%	\$34,250	\$44,530	\$55,860
Emergency medical technicians and paramedics		170	17.9%	\$26,260	\$35,370	\$44,700
Hairdressers, hairstylists, and cosmetologists		170	14.3%	\$18,650	\$22,240	\$27,660
Paralegals and legal assistants		150	21.8%	\$31,000	\$40,610	\$53,210
Medical records and health information technicians		150	28.8%	\$23,540	\$29,910	\$38,230
Telecommunications equipment installers and repairers, except line installers	 + OJT	120	13.9%	\$36,550	\$56,030	\$69,320
Preschool teachers, except special education		110	10.0%	\$22,140	\$34,390	\$45,840
Medical and clinical laboratory technicians		110	22.7%	\$25,550	\$32,260	\$40,920
Dental assistants		110	10.7%	\$24,230	\$29,500	\$35,130
Radiologic technologists		90	15.7%	\$40,140	\$47,240	\$56,610

 = some college, no degree

 = post-secondary non-degree award

 = associate's degree

OJT = on-the-job training

PROMISING OCCUPATIONS IN
Louisiana




EDUCATION/
TRAINING
REQUIRED


AVERAGE
ANNUAL
OPENINGS


GROWTH
RATE


2014 ANNUAL WAGE

25th Percentile **Median** 75th Percentile

	EDUCATION/ TRAINING REQUIRED	AVERAGE ANNUAL OPENINGS	GROWTH RATE	25th Percentile	Median	75th Percentile
Dental hygienists		70	18.1%	\$42,670	\$62,430	\$72,460
Surgical technologists		60	25.9%	\$33,060	\$38,680	\$45,000
Respiratory therapists		60	17.0%	\$43,300	\$50,930	\$58,410

 = some college, no degree

 = post-secondary non-degree award

 = associate's degree

OJT = on-the-job training