

PROMISING OCCUPATIONS IN
Montana





















EDUCATION/
TRAINING
REQUIRED


AVERAGE
ANNUAL
OPENINGS


GROWTH
RATE


2014 ANNUAL WAGE

25th Percentile Median 75th Percentile

Registered nurses		350	20.4%	\$53,150	\$59,860	\$70,770
Heavy and tractor-trailer truck drivers	 + OJT	240	17.7%	\$33,680	\$41,440	\$52,750
Nursing assistants		170	11.9%	\$21,470	\$24,080	\$28,140
Licensed practical and licensed vocational nurses		110	16.9%	\$33,560	\$38,540	\$44,300
Teacher assistants		90	3.5%	\$20,510	\$23,810	\$28,760
Forest and conservation technicians		70	0.5%	\$28,270	\$31,630	\$41,120
Computer user support specialists	 + OJT	60	17.5%	\$31,470	\$38,700	\$48,290
Medical records and health information technicians		60	21.6%	\$26,280	\$30,800	\$38,920
Dental assistants		60	29.9%	\$27,450	\$33,230	\$38,780
Preschool teachers, except special education		40	7.1%	\$20,410	\$24,640	\$28,850
Emergency medical technicians and paramedics		40	22.3%	\$23,160	\$28,080	\$35,130
Dental hygienists		40	31.3%	\$63,190	\$69,560	\$75,930
Medical assistants		40	23.7%	\$26,670	\$30,500	\$35,520
Hairdressers, hairstylists, and cosmetologists		40	2.8%	\$19,780	\$26,860	\$36,350
First-line supervisors of production and operating workers		40	14.1%	\$38,190	\$52,970	\$71,940
Paralegals and legal assistants		30	23.3%	\$34,200	\$41,380	\$51,070
Radiologic technologists		30	20.5%	\$43,230	\$51,280	\$60,820
Heating, air conditioning, and refrigeration mechanics and installers	 + OJT	30	24.6%	\$35,010	\$48,890	\$59,540
Web developers		20	21.3%	\$31,750	\$51,030	\$63,150
Architectural and civil drafters		20	17.7%	\$37,900	\$45,940	\$55,620

 = some college, no degree

 = post-secondary non-degree award

 = associate's degree

OJT = on-the-job training

PROMISING OCCUPATIONS IN

Montana





EDUCATION/
TRAINING
REQUIRED

AVERAGE
ANNUAL
OPENINGS


GROWTH
RATE


2014 ANNUAL WAGE

25th Percentile **Median** 75th Percentile

Occupation	Education/Training Required	Average Annual Openings	Growth Rate	25th Percentile	Median	75th Percentile
Veterinary technologists and technicians		20	38.9%	\$24,720	\$27,750	\$30,780
Telecommunications equipment installers and repairers, except line installers	 + OJT	20	9.0%	\$40,810	\$63,210	\$70,830
Psychiatric technicians	 + OJT	10	9.3%	\$25,180	\$27,660	\$30,130
Computer, automated teller, and office machine repairers		10	2.0%	\$26,520	\$33,470	\$40,950

 = some college, no degree

 = post-secondary non-degree award

 = associate's degree

OJT = on-the-job training