

PROMISING OCCUPATIONS IN
New Hampshire

EDUCATION/
TRAINING
REQUIRED


AVERAGE
ANNUAL
OPENINGS


GROWTH
RATE


2014 ANNUAL WAGE

25th Percentile Median 75th Percentile

Registered nurses		490	19.2%	\$53,710	\$63,820	\$77,980
Nursing assistants		340	21.2%	\$25,160	\$28,630	\$33,400
Teacher assistants		220	4.6%	\$22,210	\$28,360	\$34,230
Heavy and tractor-trailer truck drivers	 + OJT	180	11.1%	\$33,750	\$38,750	\$46,270
Hairdressers, hairstylists, and cosmetologists		160	11.7%	\$18,110	\$22,310	\$30,060
Preschool teachers, except special education		120	14.8%	\$22,800	\$26,980	\$31,440
Licensed practical and licensed vocational nurses		120	24.6%	\$41,650	\$46,970	\$54,430
Computer user support specialists	 + OJT	100	22.7%	\$39,470	\$49,430	\$62,110
Medical assistants		80	22.6%	\$28,260	\$32,620	\$36,800
Dental hygienists		60	24.6%	\$70,710	\$80,590	\$90,060
Library technicians		50	6.5%	\$28,380	\$33,610	\$38,180
Medical records and health information technicians		50	21.0%	\$29,160	\$35,320	\$44,070
Emergency medical technicians and paramedics		50	18.7%	\$25,470	\$36,290	\$44,940
Dental assistants		50	16.9%	\$38,380	\$43,910	\$49,870
Firefighters	 + OJT	50	8.4%	\$32,980	\$44,360	\$54,320
First-line supervisors of production and operating workers		50	1.0%	\$45,550	\$57,510	\$71,880
Web developers		40	26.0%	\$42,270	\$54,900	\$66,030
Heating, air conditioning, and refrigeration mechanics and installers	 + OJT	40	7.8%	\$41,050	\$48,730	\$58,610
Paralegals and legal assistants		30	11.1%	\$37,410	\$45,280	\$56,230
Veterinary technologists and technicians		30	33.2%	\$27,720	\$32,850	\$38,220

 = some college, no degree

 = post-secondary non-degree award

 = associate's degree

OJT = on-the-job training

PROMISING OCCUPATIONS IN
New Hampshire





EDUCATION/
TRAINING
REQUIRED

AVERAGE
ANNUAL
OPENINGS


GROWTH
RATE


2014 ANNUAL WAGE

25th Percentile **Median** 75th Percentile

	EDUCATION/ TRAINING REQUIRED	AVERAGE ANNUAL OPENINGS	GROWTH RATE	2014 ANNUAL WAGE		
				25th Percentile	Median	75th Percentile
Radiologic technologists		30	17.2%	\$51,500	\$61,260	\$72,510
Phlebotomists		20	19.9%	\$28,240	\$32,550	\$37,020
Telecommunications equipment installers and repairers, except line installers	 + OJT	20	2.3%	\$42,000	\$55,450	\$70,250
Computer, automated teller, and office machine repairers		20	3.4%	\$34,270	\$42,070	\$49,570

 = some college, no degree

 = post-secondary non-degree award

 = associate's degree

OJT = on-the-job training