

PROMISING OCCUPATIONS IN

Oregon

EDUCATION/
TRAINING
REQUIRED

AVERAGE
ANNUAL
OPENINGS

GROWTH
RATE

2014 ANNUAL WAGE

25th Percentile Median 75th Percentile

Occupation	Education/Training Required	Average Annual Openings	Growth Rate	25th Percentile	Median	75th Percentile
Registered nurses		1,090	16.2%	\$70,550	\$83,650	\$95,090
Heavy and tractor-trailer truck drivers	+ OJT	690	15.8%	\$33,740	\$38,650	\$46,210
Teaching assistants		620	13.2%	\$24,260	\$29,100	\$34,840
Nursing assistants		530	20.4%	\$24,420	\$28,130	\$32,880
Medical assistants		350	26.7%	\$29,640	\$34,300	\$38,480
Computer user support specialists	+ OJT	310	24.0%	\$36,510	\$46,280	\$58,320
Preschool teachers, except special education		250	19.0%	\$22,120	\$26,370	\$33,720
Hairdressers, hairstylists, and cosmetologists		220	30.5%	\$19,600	\$23,800	\$35,490
First-line supervisors of production and operating workers		180	11.5%	\$41,640	\$52,370	\$67,020
Dental hygienists		150	18.4%	\$68,960	\$76,680	\$86,960
Medical records and health information technicians		140	20.4%	\$32,680	\$40,490	\$48,240
Dental assistants		140	10.9%	\$34,260	\$39,560	\$46,980
Firefighters	+ OJT	140	9.7%	\$44,920	\$63,630	\$73,520
Licensed practical and licensed vocational nurses		120	19.9%	\$42,810	\$48,250	\$54,840
Heating, air conditioning, and refrigeration mechanics and installers	+ OJT	120	17.8%	\$35,650	\$45,120	\$55,810
Forest and conservation technicians		110	4.8%	\$28,280	\$32,690	\$45,710
Library technicians		110	11.6%	\$29,250	\$35,100	\$41,900
Electrical and electronics engineering technicians		80	7.6%	\$49,860	\$60,330	\$72,080
Paralegals and legal assistants		80	21.9%	\$44,150	\$55,680	\$66,950
Emergency medical technicians and paramedics		80	17.1%	\$28,780	\$35,930	\$45,550

= some college, no degree

= post-secondary non-degree award

= associate's degree

OJT = on-the-job training

PROMISING OCCUPATIONS IN

Oregon






EDUCATION/
TRAINING
REQUIRED

AVERAGE
ANNUAL
OPENINGS


GROWTH
RATE


2014 ANNUAL WAGE

25th Percentile **Median** 75th Percentile

	EDUCATION/ TRAINING REQUIRED	AVERAGE ANNUAL OPENINGS	GROWTH RATE	25th Percentile	Median	75th Percentile
Radiologic technologists		60	17.4%	\$55,330	\$65,600	\$76,010
Massage therapists		60	25.9%	\$29,920	\$51,930	\$65,000
Web developers		40	26.7%	\$46,120	\$63,060	\$83,420
Telecommunications equipment installers and repairers, except line installers	 + OJT	40	3.6%	\$51,290	\$62,790	\$70,710
Computer network support specialists		20	4.1%	\$47,110	\$58,320	\$71,270

 = some college, no degree

 = post-secondary non-degree award

 = associate's degree

OJT = on-the-job training