

# PROMISING OCCUPATIONS IN Virginia




















EDUCATION/  
TRAINING  
REQUIRED


AVERAGE  
ANNUAL  
OPENINGS


GROWTH  
RATE


## 2014 ANNUAL WAGE

25th Percentile Median 75th Percentile

Occupation	Education/Training Required	Average Annual Openings	Growth Rate	25th Percentile	Median	75th Percentile
Registered nurses		1,910	12.7%	\$50,840	\$62,610	\$74,670
Nursing assistants		1,790	28.6%	\$20,160	\$23,400	\$27,960
Licensed practical and licensed vocational nurses		1,120	26.7%	\$34,230	\$39,490	\$46,280
Teacher assistants		1,060	13.3%	\$18,760	\$23,680	\$30,290
Heavy and tractor-trailer truck drivers	 + OJT	1,000	9.3%	\$31,200	\$37,630	\$46,650
Computer user support specialists	 + OJT	750	25.2%	\$39,190	\$51,460	\$66,320
Hairdressers, hairstylists, and cosmetologists		750	10.9%	\$19,480	\$29,230	\$41,550
Medical assistants		620	39.9%	\$25,700	\$30,300	\$35,720
Dental assistants		490	37.3%	\$30,350	\$35,700	\$43,370
Preschool teachers, except special education		420	19.7%	\$22,400	\$31,780	\$42,470
Heating, air conditioning, and refrigeration mechanics and installers	 + OJT	400	17.9%	\$35,980	\$45,720	\$56,580
Firefighters	 + OJT	360	14.1%	\$36,410	\$44,700	\$54,470
Emergency medical technicians and paramedics		330	47.5%	\$25,310	\$30,640	\$37,680
Paralegals and legal assistants		320	19.3%	\$38,090	\$49,070	\$61,310
Dental hygienists		320	48.0%	\$67,590	\$80,780	\$93,840
Computer network support specialists		280	15.5%	\$52,010	\$70,770	\$94,740
Medical and clinical laboratory technicians		240	37.5%	\$30,070	\$36,990	\$46,620
First-line supervisors of production and operating workers		210	1.1%	\$44,900	\$59,430	\$74,110
Web developers		190	20.6%	\$56,360	\$79,240	\$103,410

 = some college, no degree

 = post-secondary non-degree award

 = associate's degree

**OJT** = on-the-job training

PROMISING OCCUPATIONS IN  
**Virginia**





EDUCATION/  
TRAINING  
REQUIRED

AVERAGE  
ANNUAL  
OPENINGS


GROWTH  
RATE


2014 ANNUAL WAGE

25th Percentile **Median** 75th Percentile

	EDUCATION/ TRAINING REQUIRED	AVERAGE ANNUAL OPENINGS	GROWTH RATE	2014 ANNUAL WAGE		
				25th Percentile	<b>Median</b>	75th Percentile
Medical records and health information technicians		180	21.4%	\$28,640	<b>\$35,720</b>	\$45,780
Radiologic technologists		170	19.0%	\$45,660	<b>\$55,860</b>	\$67,940
Electrical and electronics engineering technicians		150	8.4%	\$50,250	<b>\$63,640</b>	\$76,480
Telecommunications equipment installers and repairers, except line installers	 + <b>OJT</b>	110	7.7%	\$47,150	<b>\$61,190</b>	\$71,970

 = some college, no degree

 = post-secondary non-degree award

 = associate's degree

**OJT** = on-the-job training