

PROMISING OCCUPATIONS IN West Virginia






















EDUCATION/
TRAINING
REQUIRED


AVERAGE
ANNUAL
OPENINGS


GROWTH
RATE


2014 ANNUAL WAGE

25th Percentile Median 75th Percentile

Occupation	Education/Training Required	Average Annual Openings	Growth Rate	25th Percentile	Median	75th Percentile
Registered nurses		640	13.0%	\$46,050	\$55,310	\$65,750
Licensed practical and licensed vocational nurses		270	16.2%	\$29,730	\$34,490	\$38,800
Nursing assistants		250	12.2%	\$19,610	\$22,320	\$26,020
Heavy and tractor-trailer truck drivers	 + OJT	230	2.1%	\$28,780	\$35,100	\$44,000
Medical assistants		140	23.9%	\$21,140	\$24,810	\$28,730
Emergency medical technicians and paramedics		110	20.7%	\$20,890	\$24,570	\$31,030
Teacher assistants		100	0.4%	\$20,270	\$22,920	\$26,480
Paralegals and legal assistants		70	13.5%	\$30,330	\$36,780	\$48,320
Dental hygienists		60	32.2%	\$47,450	\$54,590	\$61,350
Computer user support specialists	 + OJT	60	15.2%	\$31,290	\$40,200	\$50,070
Dental assistants		60	23.5%	\$23,900	\$28,830	\$34,570
Medical records and health information technicians		60	13.8%	\$24,270	\$30,790	\$40,990
Medical and clinical laboratory technicians		50	23.2%	\$29,320	\$36,870	\$46,000
Physical therapist assistants		50	39.8%	\$32,810	\$45,520	\$58,100
Radiologic technologists		50	12.7%	\$38,740	\$45,390	\$53,800
Phlebotomists		30	18.6%	\$21,800	\$24,790	\$30,200
Heating, air conditioning, and refrigeration mechanics and installers	 + OJT	30	1.4%	\$25,080	\$32,080	\$42,620
Respiratory therapists		30	13.3%	\$40,920	\$46,680	\$54,670
Firefighters	 + OJT	20	6.3%	\$20,920	\$26,800	\$37,250
Psychiatric technicians	 + OJT	20	24.0%	\$16,820	\$18,490	\$21,640
Telecommunications equipment installers and repairers, except line installers	 + OJT	10	2.3%	\$31,260	\$38,370	\$56,350

 = some college, no degree

 = post-secondary non-degree award

 = associate's degree

OJT = on-the-job training